

REKAYASA PERANGKAT LUNAK

Lecturer Team for Even Semester Year 2019-2020:

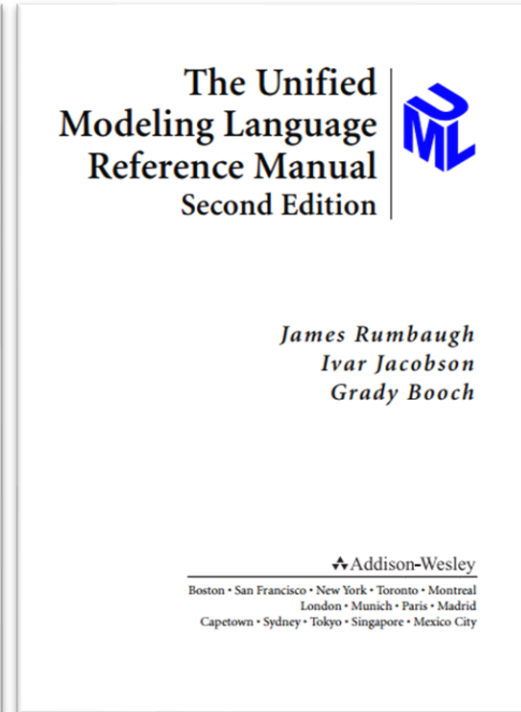


Hetti Hidayati

Reza Budiawan

Rules

1. Presence's Tapping:
 - a) At the beginning
 - b) After 1 hour of the class
2. Tardiness tolerance: 15 minutes
3. Uniform rule: based on Tel-U's rule about uniform
4. Total minimal presences: 75%
5. There is a quiz for every meeting except for assessment or presentation schedule's meeting.
6. **All acts of cheating will get an E grade**

RESOURCES



INTRODUCTION

Software Engineering

Definition

- **What is it?** Software engineering encompasses a process, a collection of methods (practice) and an array of tools that allow professionals to build high-quality computer software.
- **Who does it?** Software engineers apply the software engineering process.
- **Why is it important?** Software engineering is important because it enables us to build complex systems in a timely manner and with high quality.
- **What are the steps?** By applying an agile, adaptable process that leads to a high-quality result that meets the needs of the people who will use the product.
- **What is the work product?** Work product is the set of programs, content (data), and other work products that are computer software.

WHY??

Why???



Why we
need it?



Reason for
Failure




Reasons for the failures

Software Requirements


Software is not tangible

Time & Cost

Software Requirement

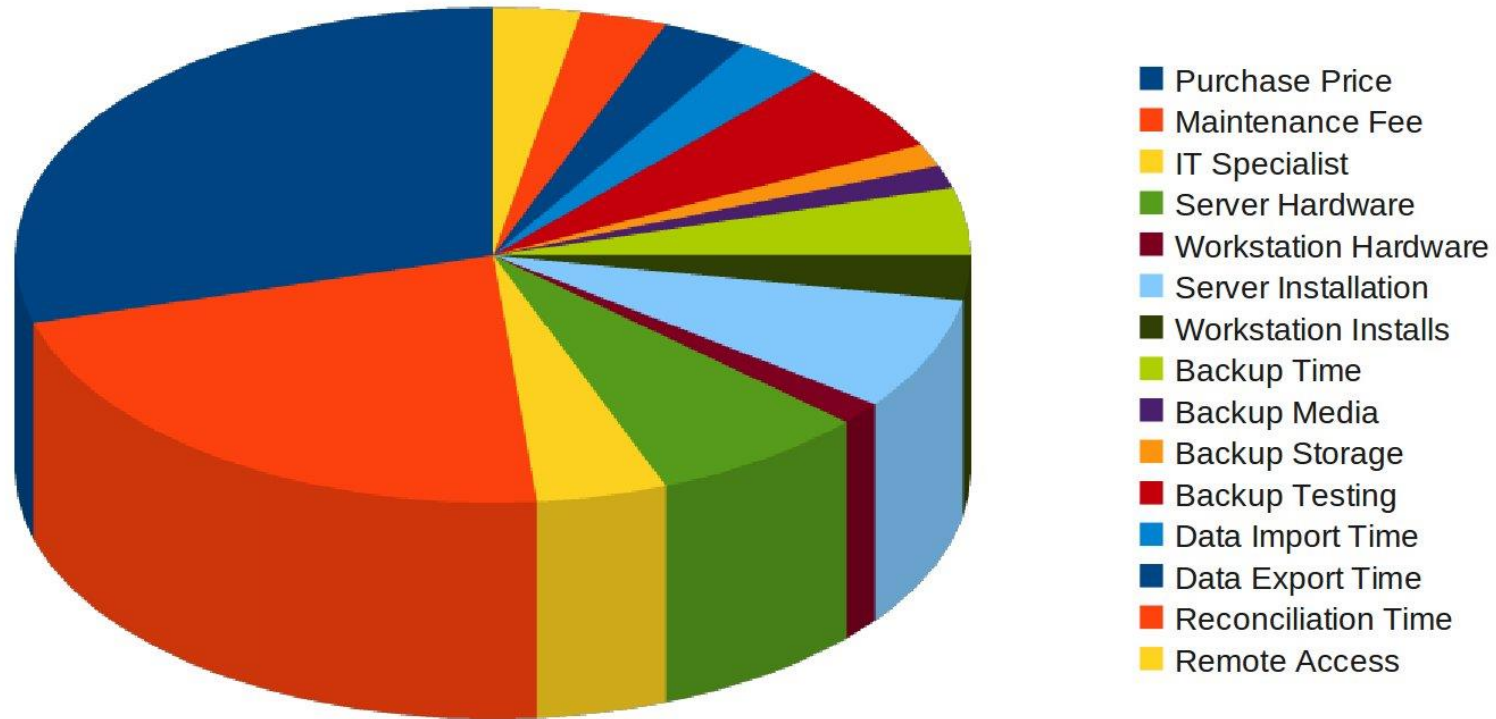


Software is not tangible




Time & Cost


The Real Cost of Software



Problem's Conclusion




How the customer explained it




How the Project Leader understood it




How the Analyst designed it




How the Programmer wrote it




How the Business Consultant described it




How the project was documented




What operations installed



How the customer was billed



How it was supported

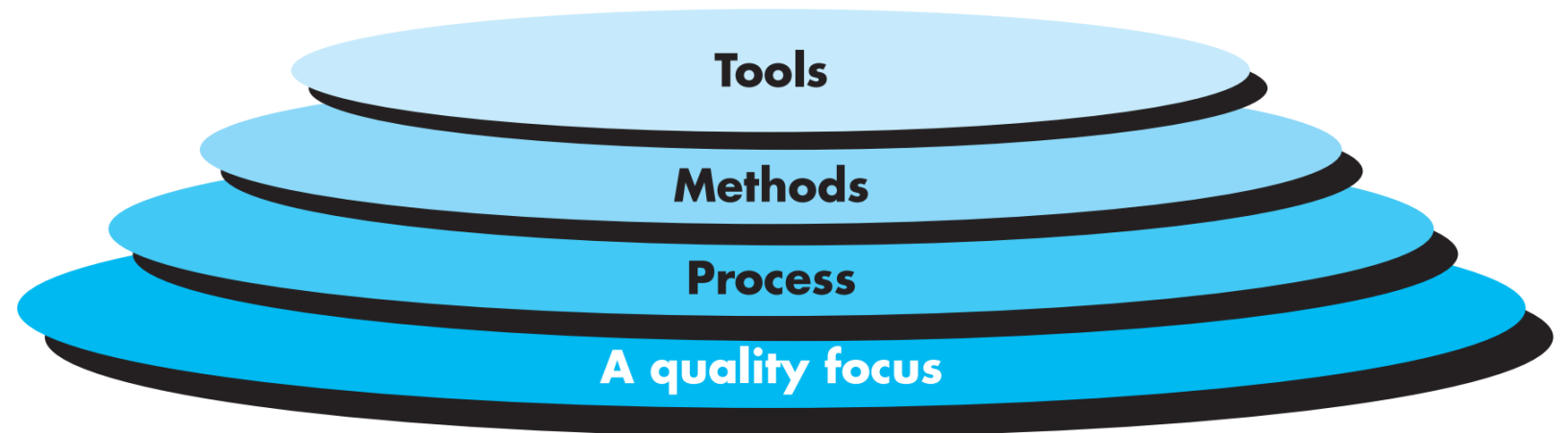


What the customer really needed

SOFTWARE PROCESS

Layered Technology

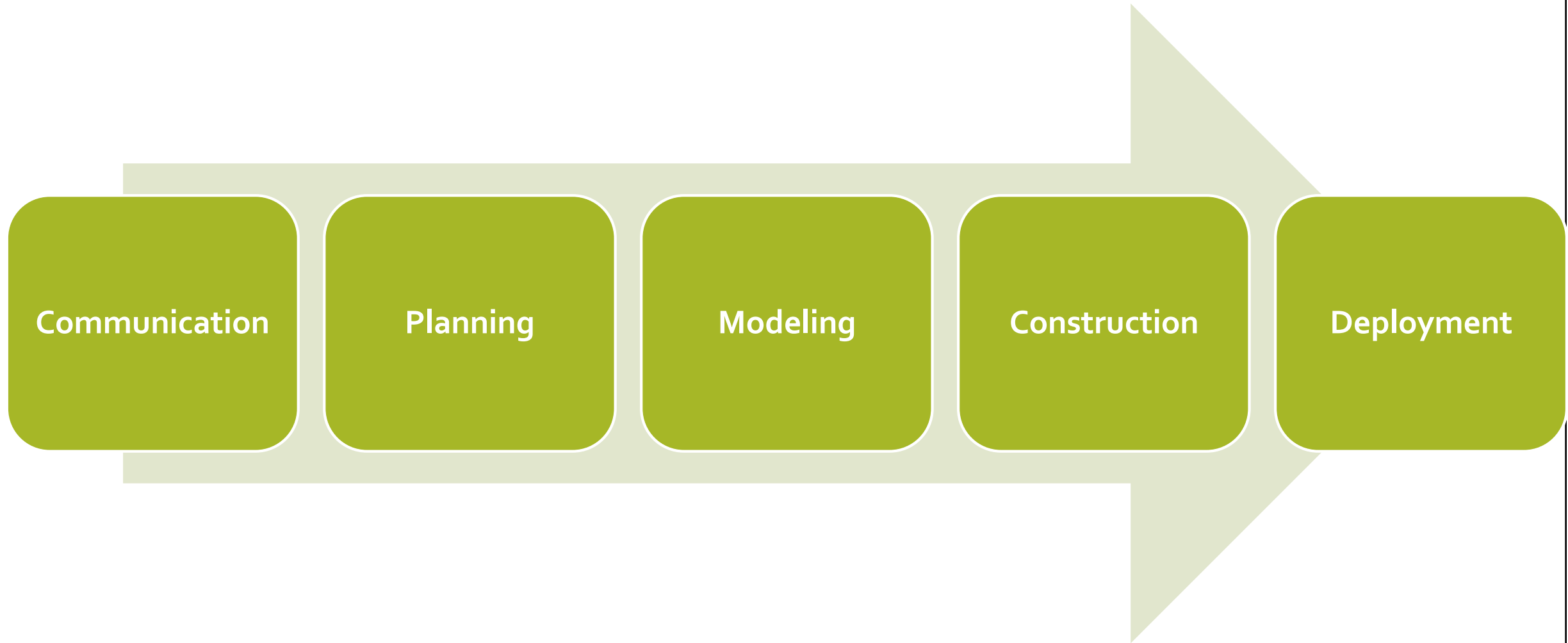
- Software engineering is a layered technology
- The foundation for software engineering is the process layer.



Definition

- A process is a collection of activities, actions, and tasks that are performed when some work product is to be created.
- In the context of software engineering, a process is not a rigid prescription for how to build computer software. Rather, it is an adaptable approach that enables the people doing the work (the software team) to pick and choose the appropriate set of work actions and tasks.

Process Framework



Communication

Planning

Modeling

Construction

Deployment

Umbrella Activities

- a) **Software project tracking and control**
- b) **Risk management**
- c) **Software quality assurance**
- d) **Technical reviews**
- e) **Measurement**
- f) **Software configuration management**
- g) **Reusability management**
- h) **Work product preparation and production**

General Principle

David Hooker has proposed seven principles that focus on software engineering practice as a whole.

1. The First Principle: **The Reason It All Exists**
2. The Second Principle: **KISS (Keep It Simple, Stupid!)**
3. The Third Principle: **Maintain the Vision**
4. The Fourth Principle: **What You Produce, Others Will Consume**
5. The Fifth Principle: **Be Open to the Future**
6. The Sixth Principle: **Plan Ahead for Reuse**
7. The Seventh Principle: **Think!**


QUIZ TIME!!

Quiz 1

VIDEO TIME!!

Video Time

- Cara Belajar Efektif
- Deliberate Practice
- Pygmalion Effect



CARA BELAJAR EFEKTIF



DELIBERATE PRACTICE

Pygmalion Effect